

Option 1: WeTransfer

How to submit videos

***NOTE: Do not click on any spam pop-ups!**





1) VISIT
[HTTPS://WETRANSFER.COM](https://wetransfer.com)
CLICK "NO, THANK YOU"

It'll say "Welcome to WeTransfer!" Click "I agree" to Terms and Conditions

2) ADD FILES BY CLICKING



Choose your video submission



3) GET LINK BY CLICKING



AND THEN

- Send email transfer
- Get transfer link

4) CLICK

Get a link

Wait for upload to transfer. You will receive "You're done" message.




5) "COPY" AND "PASTE" LINK
IN AN EMAIL

Send email to hjanna@ccpsa.ca

Option 2: YouTube

How to submit videos

***NOTE: Do not click on any spam pop-ups!**




1) CREATE A GOOGLE ACCOUNT

Search "Create Your Google Account" in a Google search

VISIT
[HTTPS://WWW.YOUTUBE.COM](https://www.youtube.com)

 to YouTube with your new Google Account User and Password



3) CREATE VIDEO BY CLICKING

Add video file by clicking



4) GO THROUGH VIDEO STEPS

Create title of video. Click "No, it's not Made for Kids". Skip by video elements. Set to "Private" visibility. Click "Save".

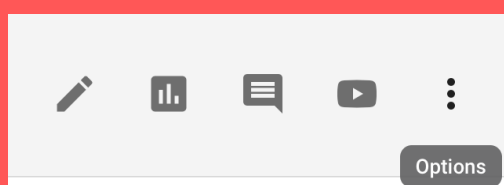


5) GET LINK

Eventually, it will say
Press "Close".

Click Options next to the video you just uploaded





6) CLICK DROPDOWN "GET SHAREABLE LINK." THEN "COPY" AND "PASTE" LINK IN AN EMAIL

Send email to hjanna@ccpsa.ca

COMPRESSING FILES

If video file is too big

***NOTE: Do not click on any spam pop-ups!**





1) VISIT
[HTTPS://WWW.YOUCOMPRESS.COM](https://www.youcompress.com)

You can compress MP4 and MOV video files

ADD FILES BY CLICKING
"SELECT FILE"

Add your video submission file




3) SELECT [→ Upload File & Compress](#)

You will see "Uploading...Please Wait..."

4) ONCE IT'S COMPLETED CLICK

[Download](#)



5) FOLLOW WETRANSFER OR
YOUTUBE INSTRUCTIONSTO
EMAIL THE LINK



Send email to hjanna@ccpsa.ca