



Power 3

ACTIVITY SHEET 009

Objectives: Spatial placement, strategy and communication

Number of players: 1 vs 1, 2 vs 2 or 3 vs 3

Equipment:

- Marking tape to create the grid
- Six (6) balls per team :
 - 6 balls per player = 1 vs 1
 - 3 balls per player = 2 vs 2
 - 2 balls per player = 3 vs 3

Set up:

Using the marking tape, prepare a playing field like a tic-tac-toe grid = 3 squares by 3 squares. Each square should approximately be 30 cm by 30 cm.

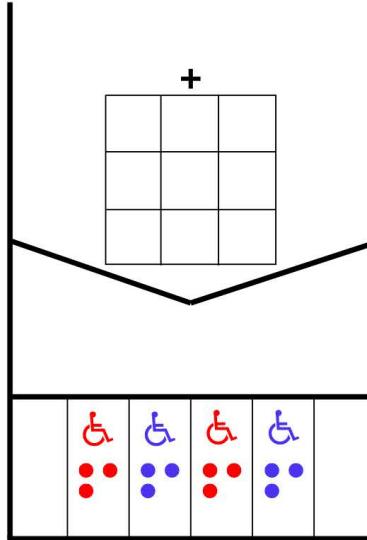


Procedure

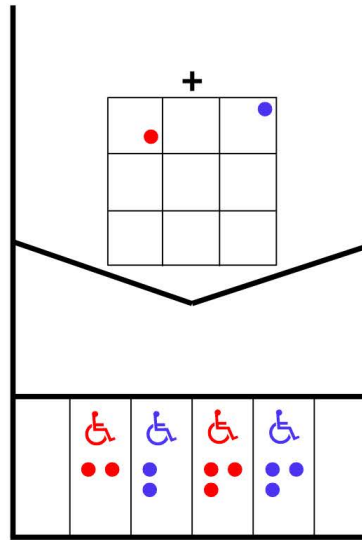
- Players position themselves in the appropriate game boxes according to the number of players for the exercise.
- The starting team is chosen randomly.
- Teams play alternately, and the player who throws is determined among teammates.
- The team throws a ball into one of the squares of the tic-tac-toe game. The square where the ball lands now belongs to this team.
- If the ball lands outside the field or touches any line on the field, it is considered "out" and removed from the game.
- If the ball lands on a square belonging to the opposing team, it is also considered "out" and removed from the game.
- The first team to successfully align vertically, horizontally, or diagonally 3 balls in 3 different squares is the winning team.

EXAMPLE

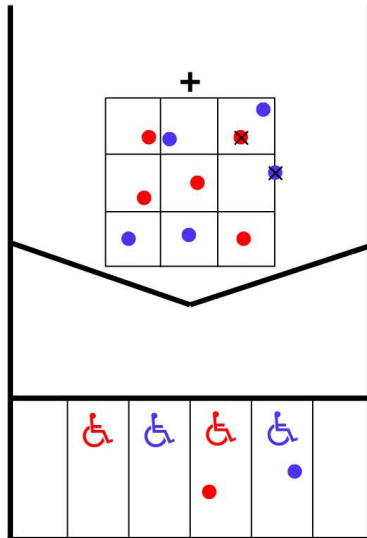
1. Draw a grid of 3 squares by 3 grids.



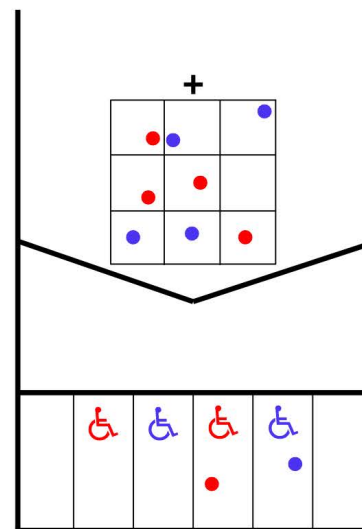
2. Teams play alternatively throwing the balls into the squares



3. If a ball lands in an occupied square or on a line, it will be removed.



4. The first team to occupy 3 consecutive squares win.



Result

The red team occupies 3 consecutive squares first, so they win.