

# My Turn to Bowl

ACTIVITY SHEET 002

## Objectives: Placement and strategies

**Number of players:** 2 vs 2

**Equipment:** 6 pins and 3 balls per player

### Set up:

Place the pins randomly on the field. Choose diversified spots.



### Procedure:

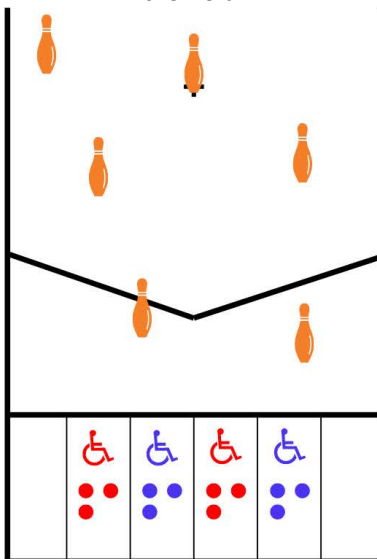
- Alternately, each team throws a ball to try to get as close as possible to a pin without knocking it. Teammates decide among themselves who will throw the ball.
- When both teams have no more balls, count the points as following:
  - **1 point for** the ball closest to each pin.
  - **1 point deducted** from the team for each pin knocked down.
  - A ball near a fallen pin earns **no points**.
- Restart for the desired number of rounds, leaving the pins in the same place.
- **The winning team is the one with the most points at the end.**

### Variation:

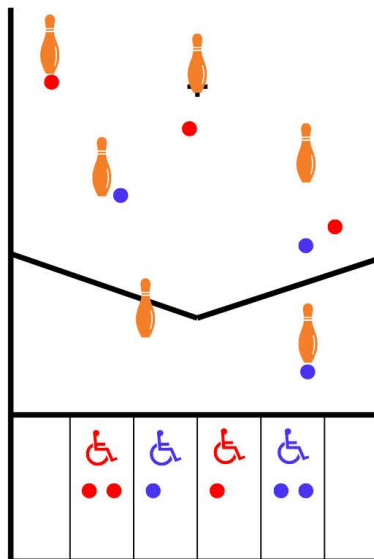
It is possible to change the location of the pins between each end to work on placements at various parts of the field.

## EXAMPLE

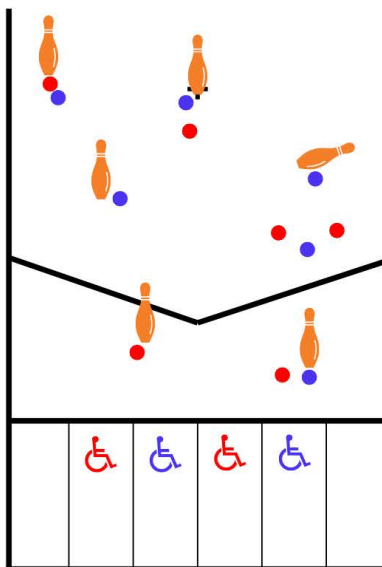
1. Place the pins randomly on the field.



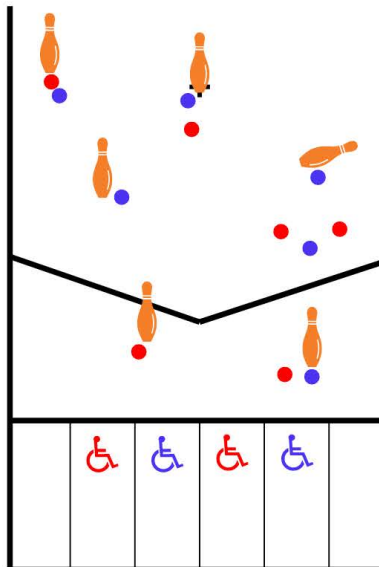
2. Teams play alternately.



3. Play all the balls without knocking down any pins.



4. Calculate the points.



**Red**

Points: 2

Pins knocked down: 0

Total: 2

**Blue**

Points: 3

Pins knocked down: 1

Total: 2